

MADE TO ORDER

dsgn.

TABLE





Making Space Matter.

CONTENT

*One table.
Thirty-five surfaces.*

PLACE	04
ANATOMY	05
THE TABLE	06
LIVES	07-11
WHERE IT ALSO LIVES	12
UP CLOSE	13
MATERIALS · TOP	14
MATERIALS · BASE	15
PROCESS	16
EVERY DETAIL CONSIDERED	17
DIMENSIONS	18
BEGIN WHERE YOU LIVE	19

MADE TO ORDER

Built for the room. Not from a catalogue.

DSGN Table is made to order. The size is shaped by the room it sits in — the shophouse with a narrow plan, the apartment with a galley off the kitchen, the loft with one long table down the middle, the family home with ten people on a Sunday, the country house at the edge of town. One table. Made for where you live.



THE ANATOMY OF A DSGN TABLE

Four principles that hold across every table we build. Names you don't have to remember. Choices made before the table is configured.



MADE TO ORDER

Every table built to your room. Length, width, surface — chosen by you. Nothing pulled from a warehouse.




DESIGNED FOR DAILY USE

A top that takes what a table gives it. A leg that holds level on a floor that isn't. Built to be lived with, not photographed once.



CONFIGURED TO THE ROOM

Built to length, to width, to the run of the wall it sits next to. Composed to fit, not adjusted to fit.



BACKED BY CRAFT

A small team. The same hands every time. The work behind it is the reason it works for years.



the table

Made For Where You Live.

DSGN Table is a single system that takes the shape of the room it sits in. The size, the surface, and the place it sits — these are choices made by the people who live there, not by us. The pages that follow are the same table, in different homes.



The smallest table in the house holds the longest mornings.



Six chairs and a daybed nearby. People stay later than they meant to.



The family table waits for everyone to arrive, then doesn't ask them to leave.



One room, three uses. The table sits in the middle of all of them.



The garden does most of the talking. The table holds what's left.

WHERE IT ALSO LIVES

A table that holds twelve over Sunday lunch can hold a board meeting on a Tuesday. The same frame. The same top. Drawn longer, drawn shorter. A room asks for what it asks for. The table answers.



UP CLOSE

The work behind it. Top edges, leg lines, levellers — the things that take the longest to get right, and the reason the table still sits level in year ten.



TOP, WALNUT



TOP, STONE



FRAME IN ROOM



CENTRE SUPPORT



LEG MEETING FLOOR



EDGE, 6 MM

MATERIALS — Top

Every KompacPlus surface DSGN Table is available in. Plains for stillness. Fenix for soft touch. Woods for grain. Patterns for weight.

KOMPACPLUS · PLAINS *Six solid finishes, near-clinical.*


06



Pure White Naples Cream Lazio Taupe Cloud Grey Graphite Grey Pure Black

KOMPACPLUS · FENIX *Soft-touch matte, fingerprints disappear.*

07



Bianco Male Castoro Ottawa Nero Ingo Grigio Bromo Beige Arizona Verde Comodoro Blue Fes

KOMPACPLUS · WOODS *Twelve grains on the top.*

12



Brescia Acacia Arreza Ash Oak Treviso Maple Ottavia Noce Pavia Hickory Trieste Eucalipto Rome Teak Sicily Dark Walnut Burnt Sienna Elm Vicenza Scuro Oak Bergamo Eucalipto Bussero Ash

KOMPACPLUS · PATTERNS *Stone, marble, concrete, slate.*

10



Bianco Marmo Varese Concrete Grigio Cardoso Milano Marble Matera Chiaro Chiasso Rust Verona Bronze Monte Forato Linate Slate Nero Calypso

MATERIALS *– Base*

One frame. Stainless steel,
powder-coated matte black.
Integrated levellers in every
leg.

MATERIAL	Stainless steel, powder-coated
FINISH	Matte black
PROFILE	25 × 50 mm rails and cross-supports
LEG FOOTPRINT	220 × 220 mm
LEVELLERS	Integrated in every leg
TOP THICKNESS	6 mm KompacPlus



FROM FIRST CALL TO FIRST MEAL

Around two weeks. Five steps. No upfront deposit.

-
- | | | |
|----|--------------------------------------|---|
| 01 | CONNECT | You reach out — through the configurator at <i>config-table.dsgn.sg</i> , by email, or on WhatsApp. We respond within a working day. |
| 02 | UNDERSTANDING OF REQUIREMENTS | We meet, listen, and ask. We learn the room, the way you eat, the way you live. No quotes yet. |
| 03 | PROPOSAL & REFINEMENT | We come back with a design, a model, and the materials in your hands. We adjust until the table fits the home — and the meals it will hold. |
| 04 | APPROVAL | Once the design is yours, you approve and pay.
<i>Payment is due on approval. There is no upfront deposit.</i> |
| 05 | BUILD AND INSTALL | Built by our team. Set level on site. From approval to first meal, around two weeks. |
-

EVERY DETAIL CONSIDERED

What every DSGN Table comes with, regardless of room. Standard, not optional.



SINGLE-PIECE TOP

One slab of KompacPlus, 6 mm. No seam down the middle. Stronger, calmer, easier to wipe down.




INTEGRATED LEVELLERS

Floors are not flat. The leveller in every leg adjusts until the table is. You'll never need to think about it.



MATTE BLACK POWDER COAT

Powder-coated stainless steel, not painted. The finish doesn't chip when a chair pushes back into it.



DELIVERED AND SET LEVEL

Set level on site by the team that fabricated it. No third-party install hand-off.

DIMENSIONS

Four starting points, drawn at relative scale. The configurator works in 10 mm steps anywhere between them.

TWO

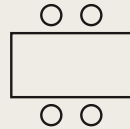
800 × 800 mm



SEATS 2

FOUR

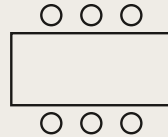
1500 × 800 mm



SEATS 4

SIX

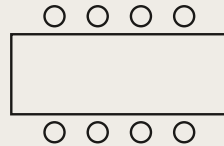
2000 × 900 mm



SEATS 6

EIGHT

2700 × 1000 mm



SEATS 8

LENGTH

800 – 3000 mm · 10 mm steps

WIDTH

800 – 1300 mm · 10 mm steps

HEIGHT

751 mm · fixed

IN A RUN

Up to 3 identical tables

Anything in between, too. [config-table.dsgn.sg](#)


from here

Begin where you live.

DSGN Table begins with a question — about the room, the way you eat, the way you live. Configure online, send us a message, or scan to start. From first call to first meal, around two weeks.

CONFIGURE

Open the configurator. Set length and width, choose a top, send us the result.



config-table.dsgn.sg

Scan or type into a browser

hello@dsgn.sg

+65 8078 5690

dsgn.

Made to be lived in.



dsgn.sg