



MADE FOR WHERE YOU LIVE

**dsgn.**

KITCHEN



Making Space Matter.

# CONTENT

PLACE	04
ANATOMY	05
THE KITCHEN	06
LIVES	07-11
DETAILS	12
MATERIALS · DOORS	13
MATERIALS · WORKTOPS	14
PROCESS	15
EVERY DETAIL CONSIDERED	16
MODULES · BASE · STORAGE	17
MODULES · BASE · SINKS & APPLIANCES	18
MODULES · WALL	19
MODULES · TALL	20
BEGIN WHERE YOU LIVE	21

MADE IN SINGAPORE

# Built in Singapore. Built for the room.

DSGN Kitchen is designed and built in Singapore. The system is shaped by the room it sits in — the shophouse with a narrow plan, the apartment with a galley, the loft with an island, the family home with a long wall run, the country house at the edge of town. One kitchen. Made for where you live.



# THE ANATOMY OF A DSGN KITCHEN

Four principles that hold across every kitchen we build. Names you don't have to remember. Choices made before the kitchen is configured.



## MADE IN SINGAPORE

Designed and built here. Specified for tropical homes — heat, humidity, and the way kitchens get used in this climate.




## DESIGNED FOR DAILY USE

Surfaces that take what a kitchen gives them. Drawers that close softly years after the day they were fitted. Built to be lived in, not photographed once.



## CONFIGURED TO THE ROOM

Built piece by piece around the room you have. Wall, island, tall column — composed to fit, not adjusted to fit.



## BACKED BY CRAFT

A small Singapore team. The same hands every time. The work behind it is the reason it works for years.



*the kitchen*

## *Made For Where You Live.*

DSGN Kitchen is a single system that takes the shape of the home it sits in. The materials it wears, the hardware it carries, the way it composes around the room — these are choices made by the people who live there, not by us. The pages that follow are the same kitchen, in different homes.



Mid-floor apartment





Landed family home





## UP CLOSE

The work behind it. Edges, surfaces, hardware — the things that take the longest to get right, and the reason the kitchen still works in year ten.



# MATERIALS — Doors

Every door surface DSGN Kitchen is available in. Carcass holds the box. HPL holds the room.

## CARCASS *Internal cabinet box.*

02



Taupe

Graphite Grey

## HPL PLAIN · VELVET MATTE *Soft-touch laminate, light absorbed not bounced.*

24



Ivory

Mist

Smoke

Pewter

Nude

Latte

Pebble

Clay

Meadow

Autumn

Yolk

Fire

Blossom

Blush

Sienna

Caramel

Sage

Forest

Olive

Thyme

Lake


Indigo

Cadet

Onyx

## HPL WOOD *Sixteen grains, each its own.*

16



Salt Walnut

Paper Ash

Urban Fancy

Ash Fancy

Iron Oak

Storm Walnut

Aloha Hickory

Beige Fancy

Tanned Elm

Sundance Maple

Tobacco Oak

Trombone Walnut

Caramel Elm

Cedar Elm

Keiki Hickory

Spice Wenge

# MATERIALS — *Worktops*

*KompacPlus, in four collections — Plain, Fenix, Wood, Pattern. Worktop and backsplash share the same surface.*

## KOMPACPLUS · PLAIN *Six solid finishes, near-clinical.*


06



Pure White    Naples Cream    Lazio Taupe    Cloud Grey    Graphite Grey    Pure Black

## KOMPACPLUS · FENIX *Soft-touch matte, fingerprints disappear.*

07



Bianco Male    Castoro Ottawa    Nero Ingo    Grigio Bromo    Beige Arizona    Verde Comodoro    Blue Fes

## KOMPACPLUS · WOOD *Twelve grains on the worktop.*

12



Brescia Acacia    Arreza Ash Oak    Treviso Maple    Ottavia Noce    Pavia Hickory    Trieste Eucalipto    Rome Teak    Sicily Dark Walnut    Burnt Sienna Elm    Vicenza Scuro Oak    Bergamo Eucalipto    Bussero Ash

## KOMPACPLUS · PATTERN *Stone, marble, concrete, slate.*

10



Bianco Marmo    Varese Concrete    Grigio Cardoso    Milano Marble    Matera Chiaro    Chiasso Rust    Verona Bronze    Monte Forato    Linate Slate    Nero Calypso

# FROM FIRST CALL TO FIRST DINNER

*Around six weeks. Five steps. No upfront deposit.*

- 
- |    |                                      |  |
|----|--------------------------------------|--|
| 01 | <b>CONNECT</b>                       | You reach out — through the web store at <i>dsgn.sg</i> , by email, or on WhatsApp. We respond within a working day.                         |
| 02 | <b>UNDERSTANDING OF REQUIREMENTS</b> | We meet, listen, and ask. We learn the room, the way you cook, the way you live. No quotes yet.  |
| 03 | <b>PROPOSAL &amp; REFINEMENT</b>     | We come back with a design, a model, and the materials in your hands. We adjust until the kitchen fits the home — and the life it goes into. |
| 04 | <b>APPROVAL</b>                      | Once the design is yours, you approve and pay.<br><i>Payment is due on approval. There is no upfront deposit.</i>                            |
| 05 | <b>BUILD AND INSTALL</b>             | Built in Singapore by our team. Set level on site. From approval to first dinner, around six weeks.  |
-

## EVERY DETAIL CONSIDERED

What every DSGN kitchen comes with, regardless of room. Standard, not optional.



### SOFT-CLOSE DRAWERS

Every drawer closes itself the last 30 mm. Standard on every base unit, every pull-out.




### WHISPER-CLOSE HINGES

Concealed hinges with integrated dampers. The kind you stop noticing after a week, and that still work in year ten.



### DRAWER ORGANISATION

Cutlery dividers, knife inserts, non-slip mats. Sized to the drawer, not bought separately.



### BUILT AND INSTALLED IN SG


Built and set level on site by the same Singapore team that fabricated it. No third-party install hand-off.

# MODULES — Base · Storage


Every storage module DSGN Kitchen is composed from — drawers, doors, pull-outs, corner. Heights 894–914 mm with adjustable plinth. Widths in 50 mm steps unless fixed.

**STORAGE** Drawers, doors, pull-outs.


09




**Single Shelf**  
300–1200 mm



**Double Shelf**  
300–1200 mm



**1-Shelf Door**  
300–1200 mm · single door (300–600),  
double door (650–1200)




**2-Shelf Door**  
300–1200 mm · single door (300–600),  
double door (650–1200)




**Corner Base**  
600–1200 mm




**2 Drawer**  
300–1000 mm



**3 Drawer Graduated**  
300–1000 mm



**3 Drawer Equal**  
300–1000 mm



**Narrow Pull-Out**  
200 mm

Height (carcass) 834 mm · Total 894–914 mm

Plinth 60–80 mm adjustable

Depth 288–738 mm in 50 mm steps

# MODULES — Base · Sinks & Appliances

Sinks and appliance modules — wall-drain or floor-drain, with or without integrated drawers; hobs, hob+oven combinations, and the integrated dishwasher.

**SINKS** Wall or floor drain, with or without integrated drawers.


04




**Sink — Wall Drain**  
500–1000 mm



**Sink — Floor Drain**  
500–1000 mm




**Sink — 2 Drawer**  
500–1000 mm



**Sink — 3 Drawer**  
500–1000 mm

**APPLIANCES** Hobs, ovens, dishwasher.


10




**Hob**  
600–1000 mm




**Hob + Cylinder**  
600 mm




**Hob + Cylinder (L)**  
900–1000 mm




**Hob + 3 Drawer**  
600–1000 mm




**Hob + 2 Drawer**  
600–1000 mm




**Hob + 3 Drawer (1 Fixed)**  
600–1000 mm




**Dishwasher**  
640 mm



**Hob + Oven 45**  
600 mm



**Hob + Oven 60**  
600 mm



**Hob + Oven 90**  
900 mm

Height (carcass) 834 mm · Total 894–914 mm

Plinth 60–80 mm adjustable


Depth 288–738 mm in 50 mm steps

# MODULES — Wall


Wall cabinets sit above base runs. Six modules, each in 50 mm width steps. Standard door height 700 mm, depth 330–480 mm.

**WALL** Sit above base runs. Door 700 mm, depth 330–480 mm.

06



**Open Shelf**  
200–1000 mm



**Wall Unit**  
300–1000 mm



**Bi-Fold Lift**  
300–1000 mm



**Cooker Hood Slim**  
500–900 mm



**Hood Telescopic**  
600–1000 mm



**Corner Wall**  
600–1200 mm

---

Door height 700 mm

Depth 330–480 mm


Backsplash gap 596 mm to worktop

# MODULES — Tall


Tall columns hold full-height storage and integrated appliances. Each is exclusive in its column — no wall or base cabinet sits above or below. Eleven modules, 2134 mm tall.

TALL Full-height storage and integrated appliances.


11




**Open Shelf**  
400–800 mm



**Closed Shelf**  
400–800 mm



**Pull-Out Tower**  
400–800 mm




**Integrated Fridge**  
600 mm



**Fridge / Freezer**  
600 mm




**Freestanding Surround**  
640–1250 mm




**Oven Combination**  
600–900 mm




**Oven + Microwave**  
600 mm



**MW + Oven + Door**  
600 mm



**Dishwasher Tall**  
640 mm



**Dishwasher + Door**  
640 mm

Total height 2134 mm

Depth 580–730 mm in 50 mm steps

Width 300–1250 mm depending on module

*from here*

# Begin where you live.

DSGN Kitchen begins with a question — about the room, the way you cook, the way you live. Configure online, send us a message, or scan to start. From first call to first dinner, around six weeks.

## CONFIGURE

---

*Open the configurator. Lay out the room piece by piece, choose materials and hardware, send us the result.*



[config-kitchen.dsgn.sg](https://config-kitchen.dsgn.sg)

*Scan or type into a browser*

---

hello@dsgn.sg

+65 8078 5690

dsgn.

*Made to be lived in.*

